

Supporting children by using modelling across the curriculum



What is it?

Modelling is a key element used in teaching. In order for a child to learn how to do something (especially a new skill or new learning) they need to watch an 'expert'. This person can then guide the child through the process, step by step.

Why is it important?

Research by Rosenshine (and used in school by our REACH principle) identifies that modelling a procedure in small step by step chunks, then providing opportunities for focused practise, followed by more modelling and developments is the most effective way of supporting a pupil. By doing this, pupils grasp processes and concepts at a greater rate.

Teachers model in every lesson, every day. At Bleak Hill we do not just assume that children know how to do something and always provide high quality models that demonstrate a skill or subject.

LIVE MODELLING


Pupil voice:

- Questions
- Discussions
- Opinions




PRE-PLANNED MODELLING

Small chunks of knowledge. Include intentional errors to show children how to proof-read, edit and improve.



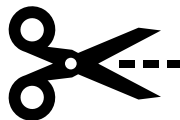
PROVIDE EXAMPLES

Deliberately share various models with pupils. Place models side by side to make comparisons. Isolate the key skills and remodel.



DECONSTRUCT

Break into small steps.
Work backwards from the end point.
Ask pupils to critique and proofread examples and models with the teacher.



SUPPORT

Use 'What A Good One Looks Like' or sections which are modelled well. To support children and demonstrate skills used correctly.



for all...