

Parental controls guide

Xbox One

Parental Controls information

Type of guide

Entertainment & Search engines

Features and Benefits

Parental Controls for Xbox One can be set for each of your children's individual profiles, allowing you to prevent unauthorised purchases, ensuring your children only access age-appropriate content and restrict the ability to chat to strangers online.

What specific content can I restrict?



Inappropriate content



Browser access



Purchasing



Game ratings



Chatting



Privacy

What do I need?

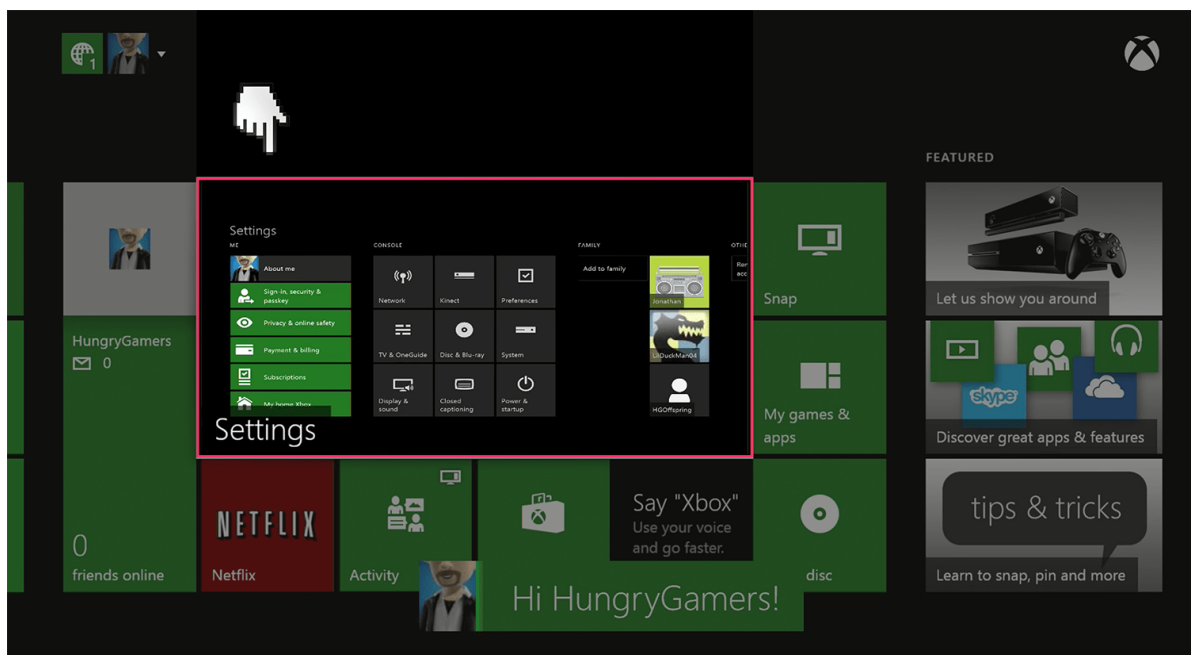
An Xbox One account for your child.

Xbox One

Step by step guide

1

When on the Xbox one dashboard select 'Settings'.

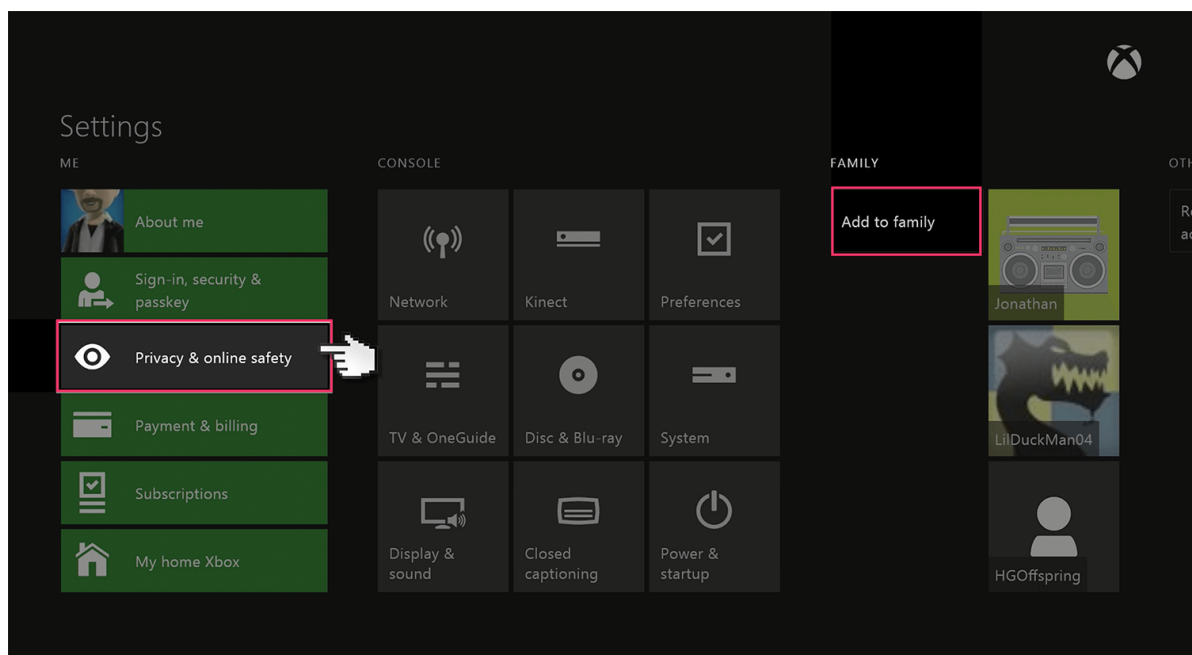


Xbox One

Step by step guide

2

Select the 'Privacy & online safety' menu.

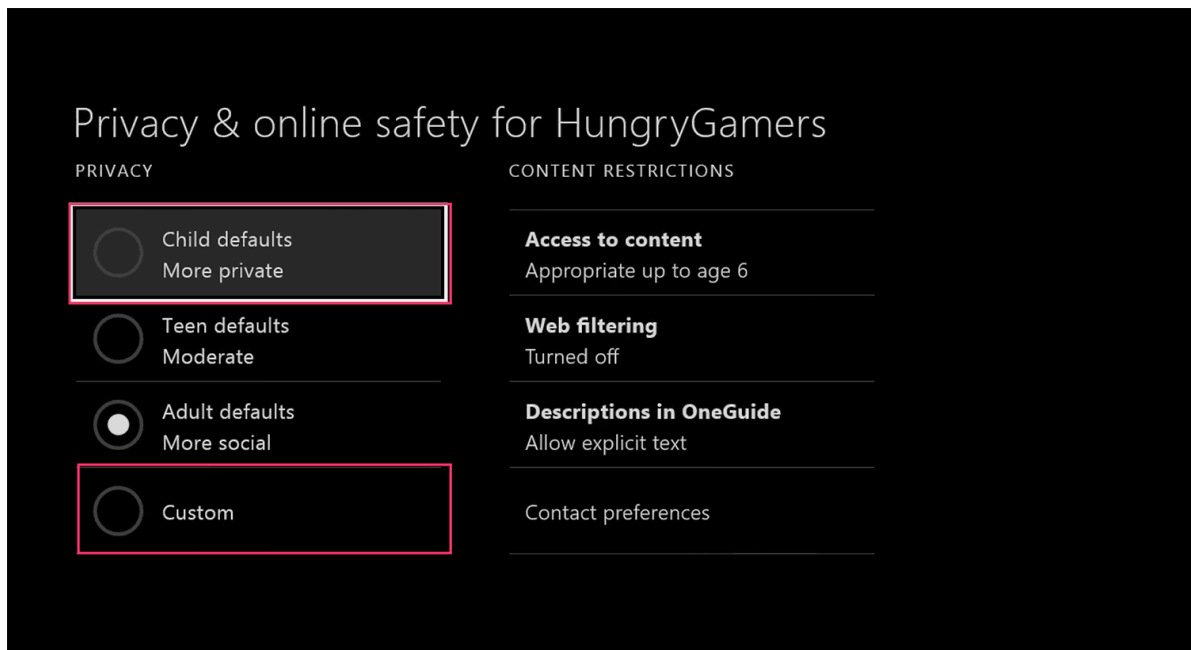


Xbox One

Step by step guide

3

Select 'Child defaults' to restrict all adult content from the user.
Or select 'Custom' to customise the settings for your preference.



The screenshot shows the 'Privacy & online safety for HungryGamers' settings page. It is divided into two main sections: 'PRIVACY' and 'CONTENT RESTRICTIONS'. In the 'PRIVACY' section, there are four radio button options: 'Child defaults' (More private), 'Teen defaults' (Moderate), 'Adult defaults' (More social), and 'Custom'. The 'Child defaults' and 'Custom' options are highlighted with red rectangular boxes. In the 'CONTENT RESTRICTIONS' section, there are four sub-sections: 'Access to content' (Appropriate up to age 6), 'Web filtering' (Turned off), 'Descriptions in OneGuide' (Allow explicit text), and 'Contact preferences'.

Privacy & online safety for HungryGamers

PRIVACY

☐ Child defaults
More private

☐ Teen defaults
Moderate

☒ Adult defaults
More social

☐ Custom

CONTENT RESTRICTIONS

Access to content
Appropriate up to age 6

Web filtering
Turned off

Descriptions in OneGuide
Allow explicit text

Contact preferences

Xbox One

Step by step guide

4

Next, Select 'Use, but customise'.

Child privacy & online safety summary

CHILDREN CAN

Children can play and download free games, music, videos, and apps, and make game clips of their best moments.

Children can see other people's profiles, and content they create, but need a parent to add friends.

OTHERS CAN

A child's friends can communicate with them, and see when they're online and available to play.

Microsoft can use the child's video app history to help improve their experiences. Microsoft will store the child's exercise info with their online profiles and keep it private.

Use for
HGOffspring

Use, but
customize

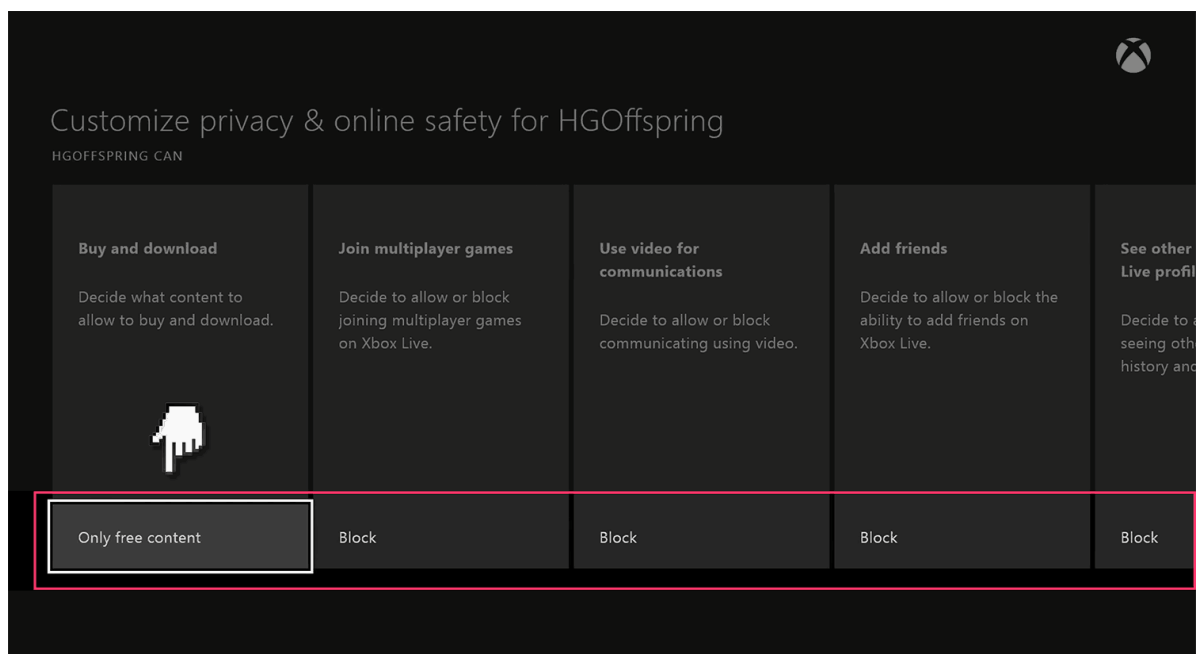


Xbox One

Step by step guide

5

There will be a number of default privacy settings you can choose from. Select one and either keep the default settings or customise them to suit your needs.

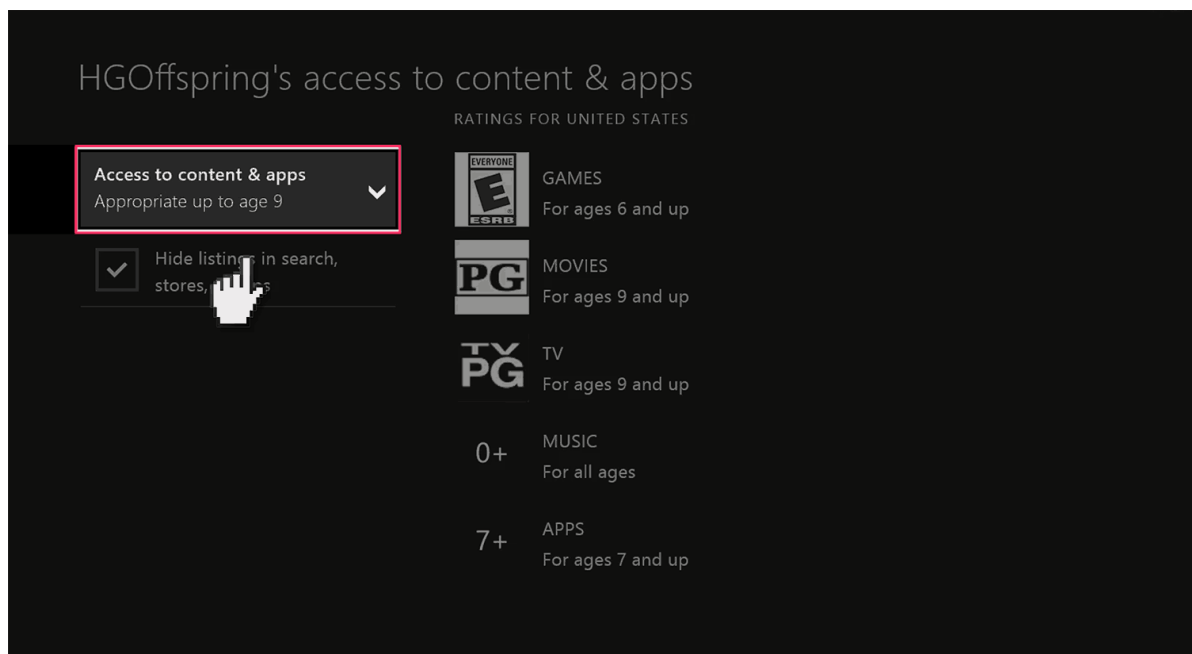


Xbox One

Step by step guide

6

Next select 'content & apps' and choose the 'Access to content & apps menu'.



Xbox One

Step by step guide

7

Choose what age group you want restricted too.

