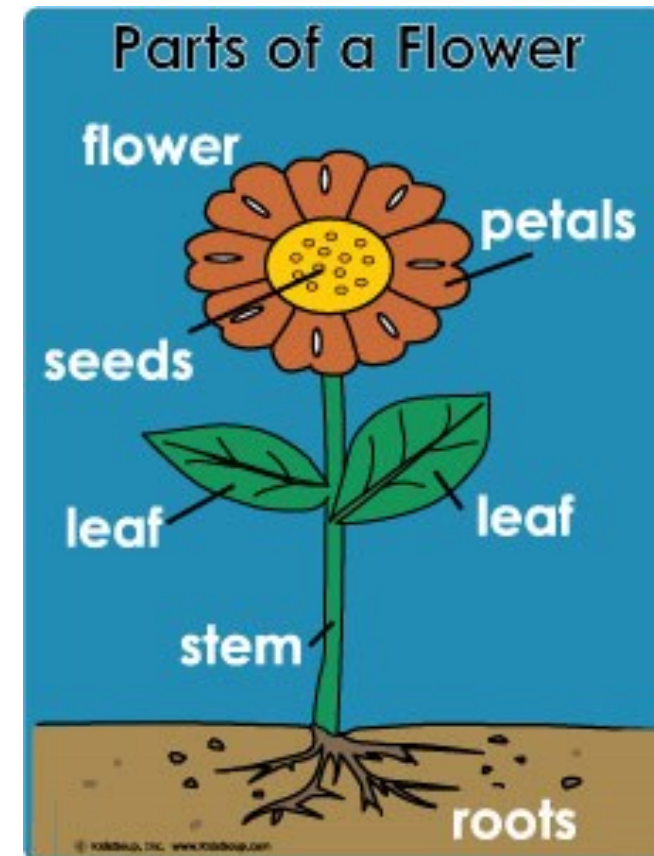


Year 3



Plants

Key Vocabulary			

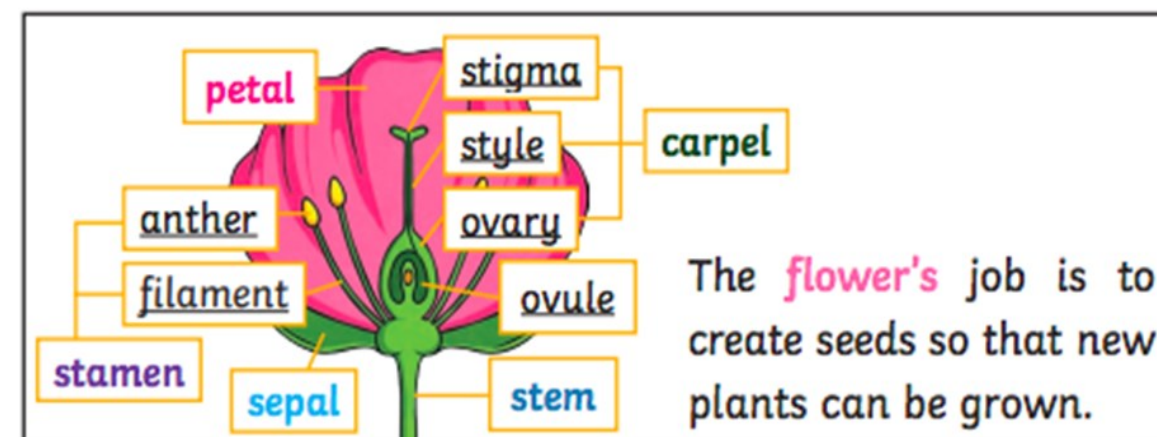
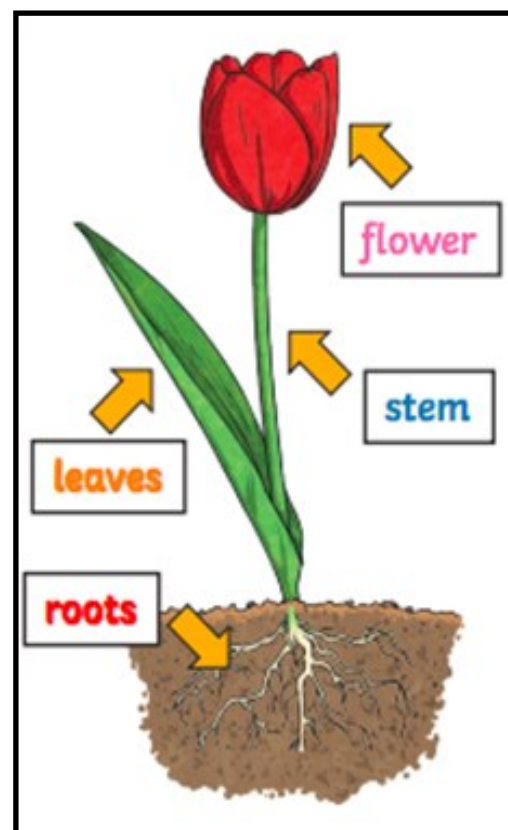


Pre existing knowledge

- Some things are living and some are not.
- Seeds and bulbs grow into mature plants.
- Plants need water, light and a suitable temperature to grow and stay healthy.
- Plants and animals depend on each other to survive.


Key Vocabulary

Roots	These anchor the plant into the ground and absorb water and nutrients from the soil.
Stem	This holds the plant up and carries water and nutrients from the soil to the leaves. A trunk is the stem of a tree.
Leaves	These make food for the plant using sunlight and carbon dioxide from the air.
Flowers	These make seeds to grow into new plants. Their petals attract pollinators to the plant.
Nutrients	These substances are needed by a living thing to grow and survive. Plants get nutrients from the soil and also make their own food in their leaves.
Evaporation	When a liquid turns into a gas.

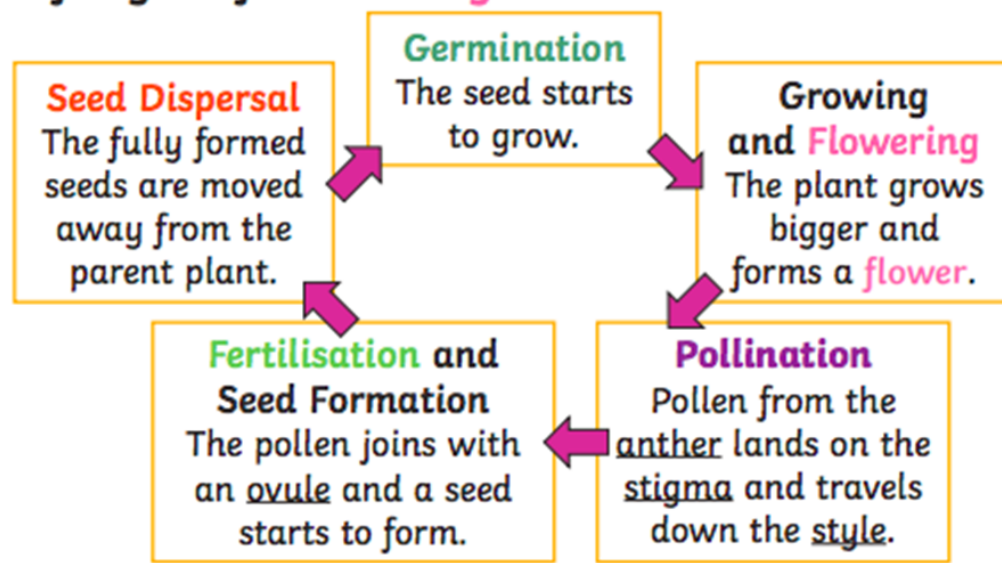


Seed Dispersal

Seeds can be dispersed by:



Life Cycle of a Flowering Plant



Key Vocabulary

Petal	The brightly coloured part of the flower that attracts insects to pollinate the plant.
Stamen	The male parts of the flower. The stamen is made up of the anther and the filament. The filament's job is to hold up the anther. The job of the anther is to make the pollen.
Carpel	The female parts of the flower. Made up of the stigma, style and ovary. The job of the style is to hold up the stigma. The stigma collects the pollen when a pollinator brushes by it. The ovary contains the ovules, which are the part of the flower that gets fertilised and eventually becomes a new seed.
Sepal	Leaf like structures that protect the flower and petals before they open out.
Pollination	When pollen (a fine powdery substance produced by a flowering plant) is moved from the male anther of a flower to a female stigma.
Fertilisation	When the male and female parts of the flower have mixed in order to make seeds for new plants.
Seed dispersal	A method of moving the seeds away from the parent plant so that the seeds have the best chance of survival.